

Corporate Parenting

September 2009

A breakdown of the number of Children Looked After aged between 10 and 15 years, as at 31 August 2009, as requested at July's Corporate Parenting Panel.

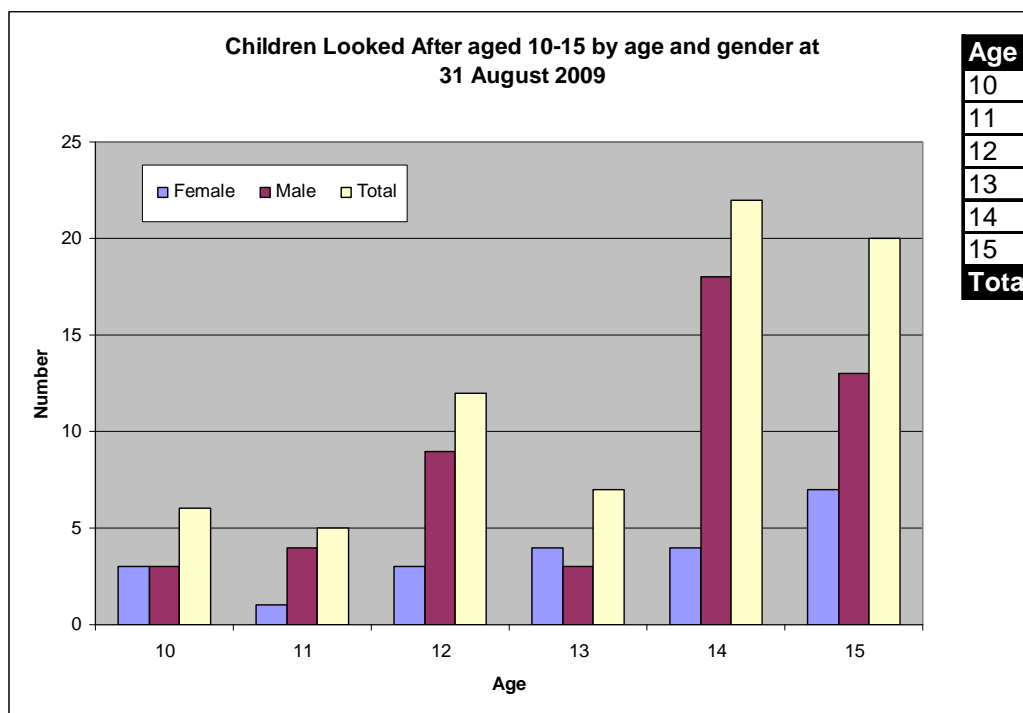
On the 31 August 2009, there were 163 children looked after, of which 72 were aged between 10 and 15 years. This represents 44% of the total children looked after on this date.

Age	Male	Female	Total
Under 1 year	5	5	10
1 - 4 years	10	7	17
5 - 9 years	10	7	17
10 - 15 years	50	22	72
16 - 17 years	35	12	47
Total	110	53	163

Most of the children looked after in the 10-15 age group are aged 14 or 15, and the majority of these children are male. There is a total of 42 children aged 14-15, whereas there are 47 children aged 16-17 (both figures cover a 2 year range).

This means the majority of children looked after on 31 August 2009 were in aged between 14 and 17.

Four out of seven children looked after aged 13 are female – for all other age groups between 10 and 15, male children looked after outnumber female children looked after. However, it should be noted that these numbers are small.



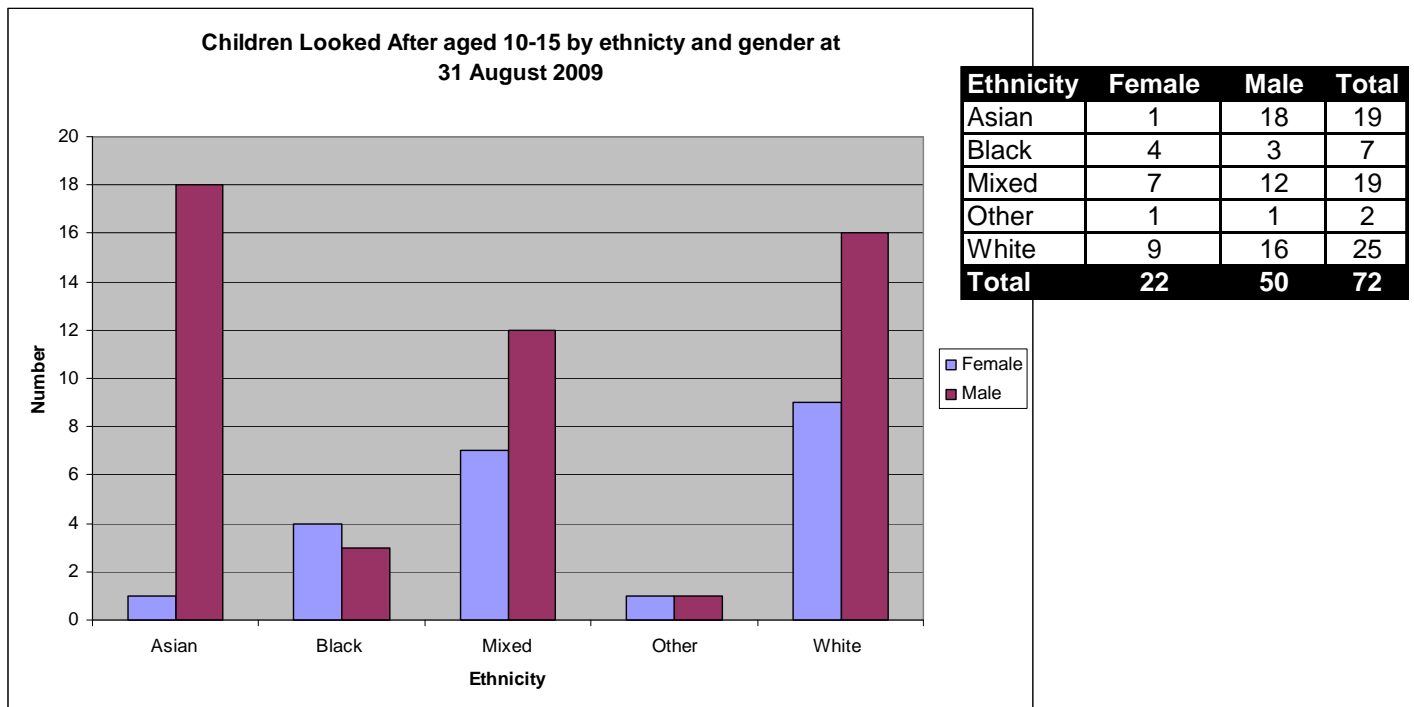
Age	Female	Male	Total
10	3	3	6
11	1	4	5
12	3	9	12
13	4	3	7
14	4	18	22
15	7	13	20
Total	22	50	72

There is a low proportion of children looked after aged between 10 and 15 with a black ethnicity; most children in this cohort are of Asian, Mixed or White ethnicity.

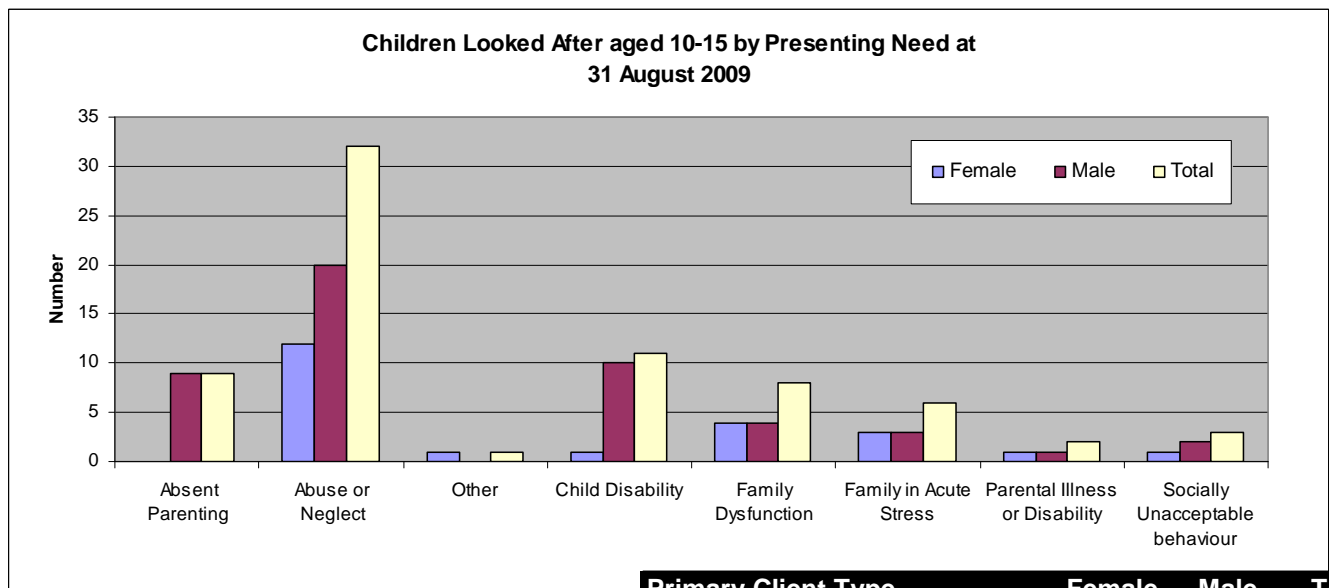
A very high proportion of the Asian children looked after aged 10 to 15 are male and unaccompanied asylum seekers.

Most of female children in the cohort are of mixed or white ethnicity.

The only group where the number of females is greater than the number of males is children with black ethnicity.



The majority of children in the cohort had a presenting need of abuse or neglect. A high proportion of children in the cohort have a presenting need of absent parenting or child disability, and all but one of the children in these categories are male (a presenting need of absent parenting usually means the child is an unaccompanied asylum seeker).



Primary Client Type	Female	Male	Total
Absent Parenting	0	9	9
Abuse or Neglect	12	20	32
Other	1	0	1
Child Disability	1	10	11
Family Dysfunction	4	4	8
Family in Acute Stress	3	3	6
Parental Illness or Disability	1	1	2
Socially Unacceptable behaviour	1	2	3
Total	23	49	72